

## DOCUMENTATION



The new **XALIS 9000** integrates a 32 bits microprocessor offering some more of performance.

**XALIS** is a new digital indicator range with 2 colors numerical and alphanumerical display designed to provide display and signals transmission solutions

**XALIS** design allows exceptional performances in a fitted 48 X 96 X 85 mm case with unplugged connections and USB plug on rear panel.

**XALIS** can be programmed with the new graphic software **IXLOG XALIS\***  
\*Usable on XALIS 2013 - Firmware version 1.13





	INPUT		OUPUTS				COM
	Current Voltage PT 100 / Potentiometer Thermocouple	Sensor supply	1 isolated analogue	2 isolated analogues	2 Relays	4 Relays	RS485 USB
<b>XALIS 9000U0</b>	✓	✓					✓
<b>XALIS 9000U1</b>	✓	✓	✓				✓
<b>XALIS 9200U0</b>	✓	✓			✓		✓
<b>XALIS 9200U1</b>	✓	✓	✓		✓		✓
<b>XALIS 9400U1</b>	✓	✓	✓			✓	✓
<b>XALIS 9400U2</b>	✓	✓		✓		✓	✓

## VUE COMMENTEE

2 colors digitals display  
5 digit 18 mm

Physical units 2 colors display



Menu key

Scrolling keys

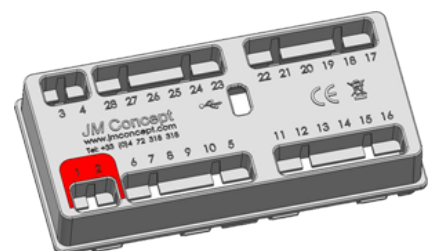
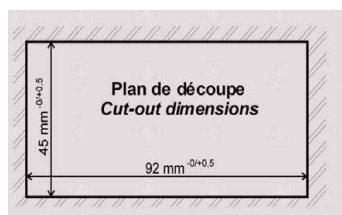
Enter key


2 colors alphanumeric  
Display 9 digits 8mm

Alarm status display

## DIMENSIONS

48 mm x 96 mm x 85 mm





**INPUT**

<b>CURRENT</b> (dc)	<b>Standard scales</b> : 0-1mA; 0-10mA; 4-20mA; +/-1mA; +/-10mA; +/-20mA <b>Adjustable scale</b> : From -22mA to 22mA
<b>VOLTAGE</b> (dc)	<b>Standard scales</b> : 0-100mV; 0-1V; 0-5V; 1-5V; 0-10V; 2-10V; 0-50V; 0-100V; 0-250V; 0-500V; 0-1000V +/- 100mV; +/-1V; +/-5V; +/-10V +/-50V ; +/-100V ; +/-250V; +/-500V; +/-1000V <b>Adjustable scales</b> : From 110mV to 110V, From -2V to 11V, From -1000V to 1000V
<b>RTD</b>	PT10 ; PT1000 ; Ni100 ; Ni1000 - 2 or 3 wires PT100 or 4 wires - C50, Cu53, Cu100
<b>2 WIRES RESISTOR</b>	1K $\Omega$ - 5K $\Omega$ - 10K $\Omega$ - 50K Allows the realization of curve PTC and NTC
<b>THERMOCOUPLE</b>	J, K, T, B, R, S, E, NiMo, N, W3/C, W5/D, P
<b>POTENTIOMETER</b>	From 470 $\Omega$ to 100K $\Omega$
<b>SENSOR POWER SUPPLY</b>	Sensor 2 ou 3 wires 24V - 26mA max

**OUTPUTS**

<b>ANALOGUE OUTPUT</b>	<b>XALIS 9000U1 - XALIS 9200U1 - XALIS 9400U1 - XALIS 9400U2</b>
<b>CURRENT</b>	<b>Standard scales</b> : 0-10mA; 0-20mA ; 4-20mA <b>Adjustable scales</b> : From 0mA to 22mA
<b>VOLTAGE</b>	<b>Standard scales</b> : 0-10V ; 0-5V ; 1-5V ; 2-10V <b>Adjustable scales</b> : From 0 to 11V
<b>2 RELAYS OUTPUTS</b>	<b>XALIS 9200U0 - XALIS 9200U1</b> 2 Relays 1 NO & 1 NC - 2A -250Vac
<b>4 RELAYS OUTPUTS</b>	<b>XALIS 9400U1 - XALIS 9400U2</b> 4 Relays 1 NO & 1 NC - 2A -250Vac

<b>DISPLAY</b>	colors numerical and alphanumeric display
<b>DISPLAY COLOR</b>	Color choice green or red separately on digital or alphanumeric display
<b>COLOR DISPLAY CHANGE</b>	Automatic color change possibility in case of alarm
<b>INPUT SCALE FACTOR</b>	Allows to provide a magnifying effect on input in manual or automatic calibration
<b>INPUT DISPLAY</b>	The indicator enables to display, the inputs in physical or programmed value.
<b>OUTPUTS DISPLAY</b>	The indicator enables to display outputs, in physical value or in percent, it also displays alarms status.
<b>PROGRAMMATION</b>	Programmation with 4 keys on front face and with USB plug on rear panel with free software <b>IXLOG XALIS*</b>



\*Usable on XALIS 1203 - Firmware version 1.13

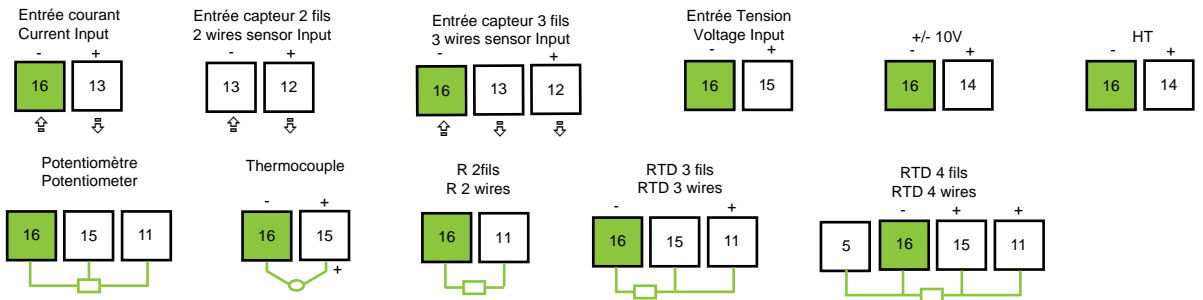




<b>SUPPLY INPUT</b>	20Vdc - 240Vdc	<b>OTHERS</b>
	Standard supply input 80Vac - 256Vac 50 - 60 Hz	
supply input in option	20Vac -60Vac	Protection index IP65
<b>TEMPERATURE</b>		Case ABS Noir Auto extinguable UL V0
Operating temperature	-10°C - +60°C	Option Tropicalization
Storage temperature	-25°C - +80°C	

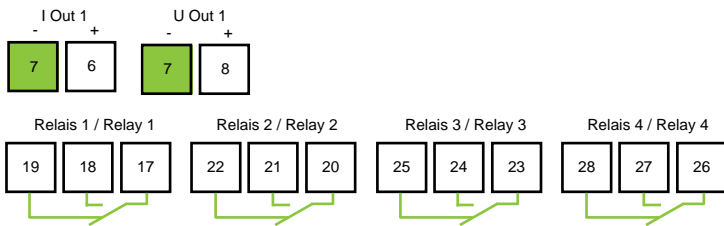
CABLAGE

INPUT

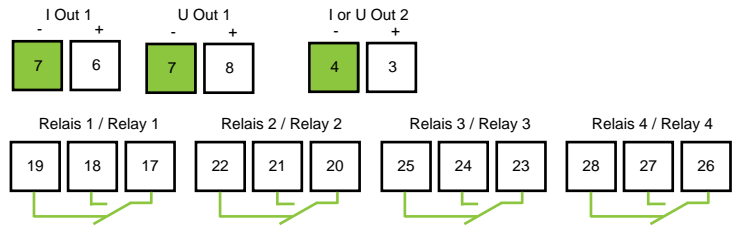


OUTPUTS

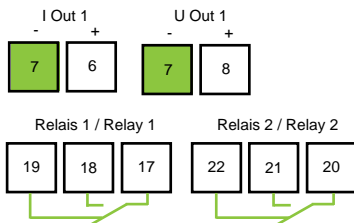
XALIS 9400U1



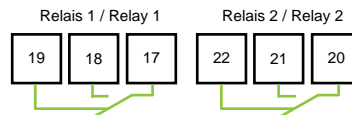
XALIS 9400U2



XALIS 9200U1



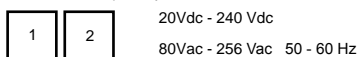
XALIS 9200U0



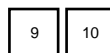
XALIS 9000U1



Alimentation / Supply  
sans polarité / without polarity



Communication  
RS485 MODBUS



Sortie face arrière / Out rear face  
USB

