

STR MPA-MPM

SUCTION FILTER



MPFILTRI[®]
filtri per oleodinamica



Flow rates to 900 l/min

STR

These strainers are suitable for use in the suction line, submerged in the reservoir.

They are available for nominal flows up to 900 l/min (with oil at 30 mm²/s).

These filters are particularly suitable for applications where it is necessary to protect pumps from coarse particles of contamination.

STR series are available with or without a bypass valve.

MPA-MPM series are equipped with safety tie rod.

MPM series are supplied with an internal magnet column.

MPA - MPM



Filter element:

Materials

STR series

MPA-MPM series

Connection and End cap: Support tube:

Nylon

Galvanized Steel

Bypass valve:

Nylon

Connection:

Aluminium

End cap:

Galvanized Steel

Support tube:

Galvanized Steel

Nut and tie rod:

Galvanized Steel

Element material Nominal filtration

M Series

Square wire mesh (filtration degree is defined in microns by the maximum diameter of a sphere corresponding to the mesh size).

Filtering area Filter elements

STR series

Type STR	050-1-2	070-1-2	070-3-4	100-1-5	100-2-3-4	140-1-2	140-3-4	140-5	140-6
M 60	290	470	720	1046	1850	2000	3550	3620	4160
M 90	290	470	720	1046	1850	2000	3550	3620	4160
M250	290	470	720	1046	1850	2000	3550	3620	4160

Values in cm²

MPA-MPM series

Type MPA MPM	012-015	025-030	045-50	075-095	120-150	180-220	280-300	380-430
M 60	280	480	770	1000	1820	1920	3450	4250
M 90	280	480	770	1000	1820	1920	3450	4250
M250	280	480	770	1000	1820	1920	3450	4250

Values in cm²

Working

Temperature

STR series

From -25°C to +110°C

MPA-MPM series

From -40°C to +120°C

For temperature outside this range, please consult our Sales Network Organization

Bypass valve

Setting pressure

Bypass valve, differential opening pressure:
(STR series only)

B: 30 kPa ± 10%

Compatibility

with fluids

As per ISO 2943; suitable for mineral oils (types HH-HL-HM-HR-HV-HG as per ISO 6743/4)
synthetic fluids (types HS-HFDR-HFDS-HFDU as per ISO 6743/4)

For water-based emulsions (type HFAE-HFAS as per ISO 6743/4) and fluids other than those mentioned, please consult our Sales Network Organization.

Selection & installation information

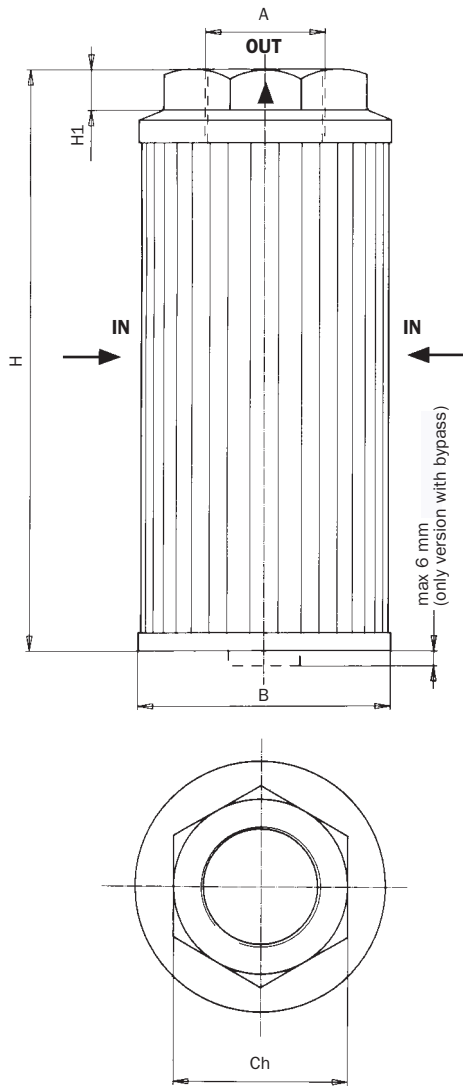
Filter element types

M series

Metal mesh media, available in 60,90 or 250 µm
Example - **M60, M90 or M250**

1 bar = 100 kPa

The following filter setting recommendations are based using a mineral oil fluid at 30 mm²/s (cSt) with a maximum total filter pressure drop of **8 kPa (0,08 bar)**.

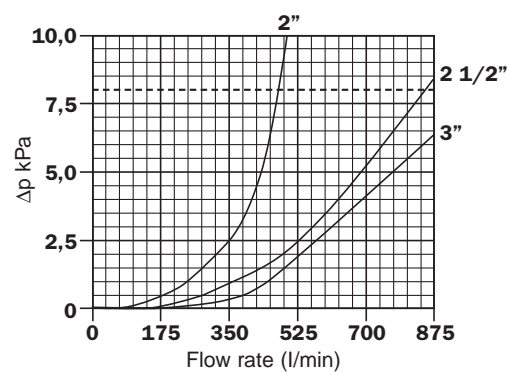
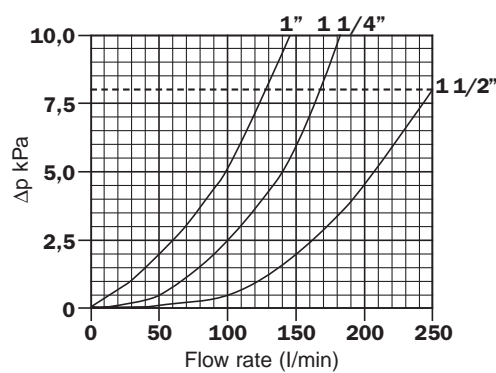
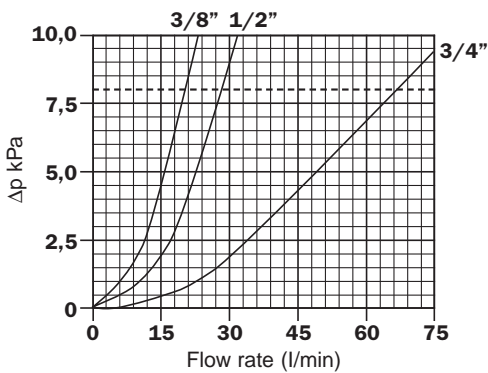


STR

STR SERIES

Type	A	B	H	H1	Ch	Weight Max (kg)
050-1 G1	3/8" BSP					
050-1 G2	3/8" NPT					
050-2 G1	1/2" BSP	52	78	10	30	0,16
050-2 G2	1/2" NPT					
070-1 G1	1/2" BSP		95			
070-1 G2	1/2" NPT					0,22
070-2 G1	3/4" BSP					
070-2 G2	3/4" NPT	70		10	42	
070-3 G1	3/4" BSP					
070-3 G2	3/4" NPT		140			0,30
070-4 G1	1" BSP					
070-4 G2	1" NPT					
100-1 G1	1 1/4" BSP		135			0,47
100-1 G2	1 1/4" NPT					
100-2 G1	1 1/4" BSP					
100-2 G2	1 1/4" NPT					
100-3 G1	1 1/2" BSP	99	225	15	69	
100-3 G2	1 1/2" NPT					0,68
100-4 G1	2" BSP					
100-4 G2	2" NPT					
100-5 G1	1 1/2" BSP					
100-5 G2	1 1/2" NPT		135			0,47
140-1 G1	1 1/2" BSP					
140-1 G2	1 1/2" NPT					
140-2 G1	2" BSP		160	15	70	0,84
140-2 G2	2" NPT					
140-3 G1	2" BSP	130	262			
140-3 G2	2" NPT					
140-4 G1	2 1/2" BSP					
140-4 G2	2 1/2" NPT		270			1,25
140-5 G1	3" BSP			20	101	
140-5 G2	3" NPT					
140-6 G1	3" BSP					
140-6 G2	3" NPT		330			1,30

Filter element pressure drop



Ordering code example

STR

050-1

B

G1

M60

Example order

Series

STR	Strainer
-----	----------

Micron rating

M 60	
M 90	Wire mesh
M 250	

Nominal sizes

050-1	3/8" - H78
050-2	1/2" - H78
070-1	1/2" - H95
070-2	3/4" - H95
070-3	3/4" - H140
070-4	1" - H140
100-1	1 1/4" - H135
100-2	1 1/4" - H225
100-3	1 1/2" - H225
100-4	2" - H225
100-5	1 1/2" - H135
140-1	1 1/2" - H160
140-2	2" - H160
140-3	2" - H262
140-4	2 1/2" - H270
140-5	3" - H270
140-6	3" - H330

Connections

G1	BSP Thread
G2	NPT Thread

Bypass valve

S	Without bypass
B	With bypass

Selection & installation information

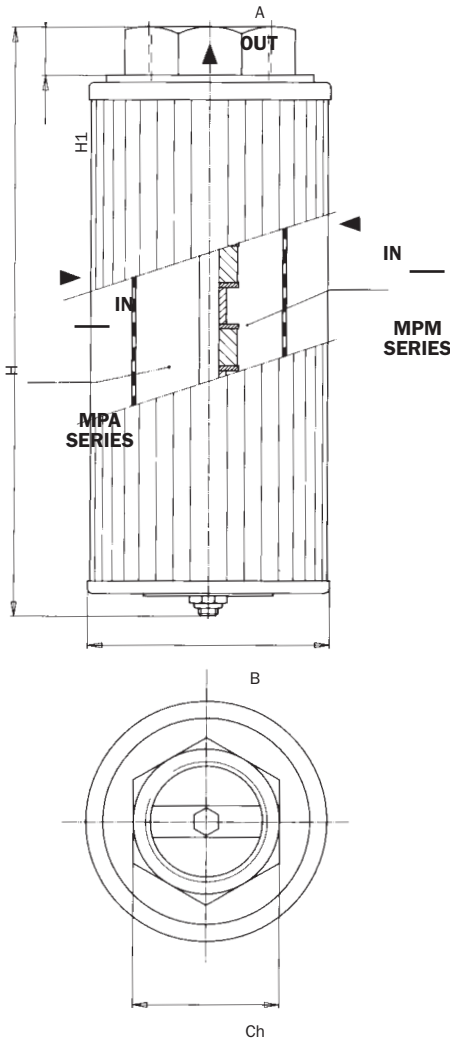
Filter element types

M series

Metal mesh media, available in 60,90 or 250 μm
 Example - **M60, M90 or M250**

1 bar = 100 kPa

The following filter setting recommendations are based using a mineral oil fluid at 30 mm^2/s (cSt) with a maximum total filter pressure drop of **8 kPa (0,08 bar)**.

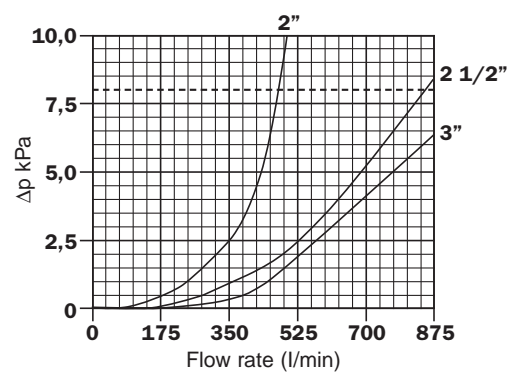
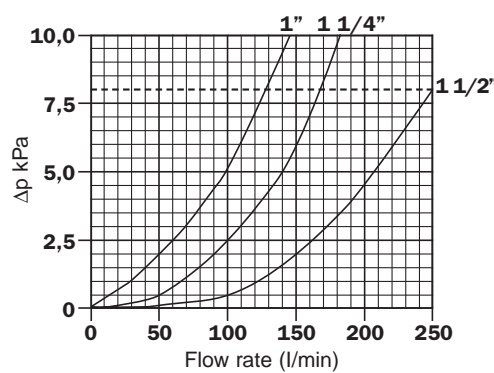
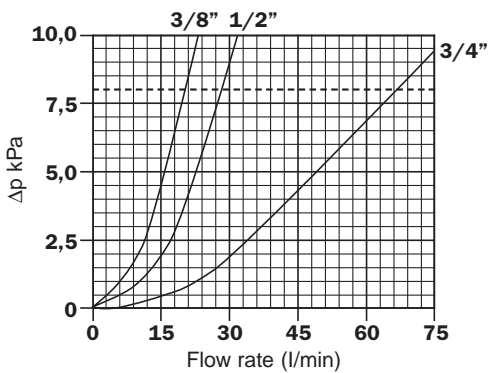


**MPA
MPM**

MPA - MPM SERIES

Type	A	B	H	H1	Ch	Weight Max (kg)
012 G1	3/8" BSP	50	95	15	28	0,17
012 G2	3/8" NPT					
015 G1	1/2" BSP	50	95	15	28	0,17
015 G2	1/2" NPT					
025 G1	1/2" BSP	70	110	15	28	0,27
025 G2	1/2" NPT					
030 G1	3/4" BSP	70	111,5	17	42	0,36
030 G2	3/4" NPT					
045 G1	3/4" BSP	70	156,5	17	42	0,39
045 G2	3/4" NPT					
050 G1	1" BSP	70	156,5	17	42	0,35
050 G2	1" NPT					
075 G1	1" BSP	99	146,5	17	42	0,54
075 G2	1" NPT					
095 G1	1 1/4" BSP	99	147	21	60	0,63
095 G2	1 1/4" NPT					
120 G1	1 1/4" BSP	99	237	21	60	0,95
120 G2	1 1/4" NPT					
150 G1	1 1/2" BSP	99	237	21	60	0,91
150 G2	1 1/2" NPT					
180 G1	1 1/2" BSP	136	172	21	60	0,98
180 G2	1 1/2" NPT					
220 G1	2" BSP	136	160	13	80	1,00
220 G2	2" NPT					
280 G1	2" BSP	136	270	13	80	1,60
280 G2	2" NPT					
300 G1	2 1/2" BSP	136	279	21	90	1,67
300 G2	2 1/2" NPT					
380 G1	2" BSP	136	320	13	80	1,60
380 G2	2" NPT					
430 G1	3" BSP	136	333	22	106	1,93
430 G2	3" NPT					

Filter element pressure drop



Ordering code example

MPA

050

G1

M60

Example order

Series

MPA	Complete strainer without int. magnet
MPM	Complete strainer with int. magnet

Micron rating

M 60	
M 90	Wire mesh
M 250	

Nominal sizes

012	3/8"
015	1/2"
025	1/2"
030	3/4"
045	3/4"
050	1"
075	1"
095	1 1/4"
120	1 1/4"
150	1 1/2"
180	1 1/2"
220	2"
280	2"
300	2 1/2"
380	2"
430	3"

Connections

G1	BSP Thread
G2	NPT Thread

MP Filtri - Filtration products will only be guaranteed if original MP Filtri replacement elements and spares are used

Data held in this publication is given only for indicative purposes. MP Filtri reserves to introduce modifications to described items for technical or commercial reasons. Copyright reserved.



Head Quarter :

MP FILTRI S.p.A. Italy

Via Matteotti, 2
20060 Pessano con Bornago (Milano) Italy
Tel. ++39.02/95703.1
Fax ++39.02/95741497-95740188
email: sales@mpfiltri.com
<http://www.mpfiltri.com>

GREAT BRITAIN

MP FILTRI U.K. Ltd.

Bourton Industrial Park
Bourton on the Water
Gloucestershire GL54 2HQ UK
Phone: 01451-822522
Fax: 01451-822282
email: sales@mpfiltri.co.uk
<http://www.mpfiltri.co.uk>

GERMANY

MP FILTRI D GmbH

Am Wasserturm 5
D-66265 Heusweiler/Holz
Phone: 06806/850220
Fax: 06806/85022-18
email: mpfiltriNK@aol.com

U.S.A.:

MP FILTRI U.S.A. Inc.

1256C Oakbrook Drive - Norcross,
Georgia - U.S.A. 30093
Phone: 770-263-0090
Fax: 770-242-4069
email: mpusasales@aol.com

CANADA:

MP FILTRI CANADA Inc.

210 Jacob Keffer Parkway Concord,
Ontario Canada L4K 4W3
Phone: 905-303-1369
Fax: 905-303-7256
email: mail@mpfiltricanada.com
<http://www.mpfiltricanada.com>

